






Directorate General Environment, Unit E.4. LIFE

# **Ex-Post Evaluation of Projects and Activities Financed under the LIFE Programme**

Country-by-country analysis

Portugal

July 2009



# COWI

COWI A/S

Parallevej 2  
DK-2800 Kongens Lyngby  
Denmark

Tel +45 45 97 22 11

Fax +45 45 97 22 12

[www.cowi.com](http://www.cowi.com)

Directorate General Environment, Unit E.4.  
LIFE

## Ex-Post Evaluation of Projects and Activities Financed under the LIFE Programme

Country-by-country analysis

Portugal

July 2009

Document no. 7-3 Portugal  
Version 1  
Date of issue July.2009

Prepared BIM, IL  
Checked BIM, TIH, IL  
Approved BIM

This report has been prepared as a result of an independent evaluation by COWI being contracted by the Directorate General Environment

**The views expressed are those of the Consultant and do not necessarily reflect those of the European Commission.**

## Table of Contents

<b>1</b>	<b>Executive summary</b>	<b>2</b>
<b>2</b>	<b>Introduction</b>	<b>2</b>
<b>3</b>	<b>Environmental policy overview</b>	<b>2</b>
<b>4</b>	<b>Overview of LIFE projects in Portugal</b>	<b>3</b>
<b>5</b>	<b>Effects of projects implemented</b>	<b>4</b>
5.1	Results and impacts for Nature projects	4
5.2	Results and impacts for Environment projects	5
<b>6</b>	<b>The effectiveness of projects</b>	<b>6</b>
<b>7</b>	<b>The sustainability of projects</b>	<b>6</b>
<b>8</b>	<b>The utility of projects</b>	<b>7</b>

## Table of Appendices

Appendix 1	Comprehensive overview of LIFE Projects in Portugal
Appendix 2	Summary tables on LIFE Environment projects in Portugal
Appendix 3	Summary tables on LIFE Nature projects in Portugal

## 1 Executive summary

Since 1992, Portugal has been involved in the LIFE Programme with a total of 117 projects. Of these, 70 fall within the period covered by this evaluation (1996-2006). In this period, Portugal had 36 LIFE Nature projects and 34 LIFE Environment projects.

Portuguese LIFE Nature projects are generally effective. Especially the projects that involve the acquisition of land have achieved a higher effectiveness than those involving private land. The effectiveness at programme level is assessed as medium to high. Nature projects contributed to the implementation of the Natura 2000 network in Portugal. Nevertheless, the sustainability of projects was low to medium. LIFE Environment projects in Portugal were mainly technological development projects within various sectors such as water quality management, waste management or integrated environmental management. They tended to be effective to a medium to high degree but with a low to medium degree of sustainability. The most sustainable projects were the ones improving environmental management plans.

## 2 Introduction

This country report on the implementation of the LIFE Programme in Portugal is part of the overall ex-post evaluation of the LIFE Programme. The evaluation was commissioned in July 2008 and covers all LIFE projects initiated during the period 1996-2006. The overall objective of the evaluation is to assess the relevance and impact of the activities and projects financed under the LIFE Programme. The evaluation comprises country studies in all Member States except Bulgaria, which has never had any LIFE projects. This report documents the analysis carried out concerning the implementation of the LIFE Programme in Portugal. The ex-post evaluation focuses on assessing the effect of the LIFE Programme on Europe's nature and environment through looking at results and impacts of LIFE projects implemented under the Nature (NAT) and Environment (ENV) components. The results and impacts have further been assessed along three main evaluation criteria:

- Effectiveness, i.e. the extent to which planned objectives have been reached;
- Sustainability, i.e. the extent to which positive impacts have continued or are likely to continue;
- Utility, i.e. the extent to which impacts address key environmental needs and priorities in the EU and for the stakeholders concerned.

## 3 Environmental policy overview

Environmental priorities for Portugal during 2007/2008 were climate change, water scarcity and drought, and biodiversity.

**Climate change:** In 2007, the National Climate Change Plan and the National Plan for Allocation of CO<sub>2</sub> emission allowances were completed. The National Plan for Allocation of CO<sub>2</sub> emission allowances was approved in 2008 (for the period 2008-2012). The Carbon Fund, with a budget over EUR 354 million for investing in Kyoto Protocol Clean Development Mechanism projects, was put in place.

Portugal has a target to not exceed greenhouse gas emissions by more than 27 per cent for the period 2008–2012 compared to the base year (1990). In 2008, 31 per cent of gross electricity consumption came from renewable sources, with a share of 17 per cent from hydropower and 14 per cent from wind energy. There is a target of 39 per cent of electricity for consumption from renewable sources in 2010.

At 241.4 kg oil equivalent/EUR 1000 GDP, energy intensity was slightly above the EU average in 2005. The national target for energy from renewable sources has been increased to 45 per cent of gross energy consumption by 2010.

**Nature and biodiversity:** As part of Natura 2000 network there are 57 Special Protection Areas (10.1 per cent of the land area) and 96 Sites of Community Importance (17.4 per cent of the land area) in Portugal/Continent, Azores and Madeira.

**Environment and health:** The initiatives adopted in 2007 relate to the enforcement of legislation regarding the newly approved Water Law, the new Strategy on the Treatment of Water Supply and Waste Water for 2007-2013, and the new General Noise Scheme, which introduces a new noise indicator and noise limits.

**Natural resources and waste:** In 2006, 435 kg/per capita of municipal waste was generated in Portugal, against an EU average of 517. Of this, 63 per cent was sent to landfill and 22 per cent was incinerated. A new Strategic Plan for solid urban waste was approved for the period 2007-2016. The plan aims to substantially improve the treatment and selective collection of waste. It reinforces the role of the National Institute for the Regulation of Water and Waste who are responsible for this area. Two Integrated Centres for the recuperation, revalorisation and elimination of hazardous waste were established in 2008.

**Use of market-based instruments:** In 2007, promotion of the bio-fuels market was established through an increase in the oil and energy products tax, and bio-fuels exemptions from this same tax. The additional tax revenues will be transferred to the Carbon Fund. Motor vehicle tax was reformed to promote energy efficient vehicles. Since July the taxable base has included an (on average) 70 per cent component related to the engine capacity and a 30 per cent environmental component related to CO<sub>2</sub> emissions. From January 2008 the percentages were altered to 30 per cent and 60 per cent, respectively.

## 4 Overview of LIFE projects in Portugal

In the period 1996 to 2006, the LIFE Programme has co-financed 70 projects in Portugal including 36 Nature projects and 34 Environment projects. A full overview table of the projects is provided in Appendix 1.

The 34 **LIFE Environment** projects co-financed by the LIFE Programme are mainly technological development projects within various sectors, in key areas such as water quality management, waste management or integrated environmental management. The typical type of beneficiary was universities and research institutions (27% of projects) and public entities (41%).

The 36 **LIFE Nature** projects co-financed by the LIFE Programme during 1996-2006 comprise habitat restoration projects (integrated management and conservation of natural habitats and species, and the conservation of rare or protected species). In some projects, the restoration of the habitats was the focus of the projects, but in most cases the restoration or maintenance of habitats was carried out to improve the conservation status of certain species (the Lynx, Petrel, and Little Bustard). The typical type of beneficiary was public entities (39% of projects) and NGOs (25%).

Table 4.1 Overview of LIFE projects 1996-2006 in Portugal

	Number of projects	Total LIFE contribution (million EUR)	Main themes covered <sup>1</sup>	Average LIFE contribution per project (million EUR)	Average project duration (years)
Environment	34	12.1	Water (26%) Strategic Approaches (27%), Natural resources and waste (21%)	0.3	3.1
Nature	36	25.1	Habitats (64%)	0.6	4.4

Source: Butler

## 5 Effects of projects implemented

### 5.1 Results and impacts for Nature projects

Portuguese LIFE Nature projects have focused on conservation and restoration of habitats and species, with an emphasis on sites and species designated under both the Birds and Habitats Directives. Nature projects have resulted in the improved conservation status of habitats and species, improved land management and awareness-raising about the projects, the habitats and the species. Several projects have developed management plans, sometimes involving local landowners and hunters, to secure land, habitat and species conservation in the long term, including the establishment of compensatory measures. Some projects produced results that were transferred to other areas (demonstration effect). However, this has not become manifest in more recent projects. For example, management plans covering monitoring of water quality, habitat restoration, surveillance and fire prevention (example LIFE03 NAT/P/000018 – GAPS) could be transferred to neighbouring land not covered by the project.

An estimated total of 41 Natura 2000 designated sites in the country have been directly affected by LIFE projects in the period 1996-2006. This corresponds to approximately 30 per cent of the number of Natura 2000 sites in the country (57 SPA, 94 SCI).

Species targeted by projects included birds (Purple Gallinule; Zino's Petrel; Little Bustard; Lesser Kestrel; Bonelli's Eagle; Azores Bullfinch and Bugio's Petrel), and other species (Lynx; Caretta sea turtles; terrestrial molluscs and cetaceans). Ten of the projects included the establishment of management plans providing for protection of species in the long term, through maintenance and monitoring actions and compensatory measures addressed at landowners and hunters.

The LIFE projects had an impact in relation to the country's Natura 2000 management and administration. The projects have improved capacity to manage Natura 2000 in the country, not only as a direct effect of the projects (management plans), but also as an indirect effect (in some cases there was a follow up by new projects, in the same domain and with the same beneficiary<sup>2</sup>). LIFE projects are

<sup>1</sup> For the purpose of this evaluation, the LIFE projects were categorised according to the thematic structure of the LIFE+ Programme (ref. Regulation EC No. 614/2007, Annex II). The themes included for LIFE Nature: Habitat Directive, Birds Directive and Biodiversity. For LIFE Environment: Climate change, air, water, soil, forests, natural resources and waste, chemicals, urban environment, strategic approaches.

<sup>2</sup> Example: projects LIFE2002NAT/ST/P/000012 and LIFE06 NAT/P/194, both concerning conservation of Bonelli Eagle, and the same beneficiary (CEAI – Centro de Estudos de Avifauna Ibérica)

regarded as best practice or demonstration projects, according to statements by the National Focal Point and the monitoring team. The experience gained by managers and organisations supported the management of sites and species both within the country and beyond (transnational synergies e.g. LIFE Nature on little bustard from Portugal, France, Spain and Italy)<sup>3</sup>.

However, given the number of habitats and natural species covered by Natura 2000 in Portugal<sup>4</sup> by far exceeds the number of habitats and species concerned in the LIFE projects, and that the management of Natura 2000 areas in Portugal would need a yearly budget of EUR 223 million,<sup>5</sup> whereas the LIFE budget for Portugal is only EUR 2.5 million/year, it can be concluded that the overall effects of LIFE in Portugal are only complementary, focused on very specific items and are to some extent marginal in relation to the global implementation needs related to nature and biodiversity policies, according to a statement by the National Focal Point for Nature.

## 5.2 Results and impacts for Environment projects

Portuguese LIFE Environment projects have aimed at developing new technological solutions for air, water and waste problems of a relatively specific nature. The projects have, in general, demonstrated the technical feasibility of the solutions, and had a beneficial environmental impact. As an example, one project (LIFE03 ENV/P/000504) promoted good practices and equipment for resources savings and waste reduction in a city council, thus reducing costs and improving environmental performance.

The LIFE projects were important to the beneficiaries, for the financial resources provided; the pressure put on the organisations to achieve results and the quality and prestige associated with the LIFE more generally. Projects with long term effects were those that could generate tools and instruments for regulatory purposes<sup>6</sup> or an improved implementation framework<sup>7</sup> or which generated long term management plans (several projects). The long term effects were the implementation of the developed tools, instruments and management plans.

Some Environment projects were innovative in the national setting, but not when viewed from the European perspective. Project LIFE03 ENV/P/000504, which aimed to obtain an EMAS registration in the local council of Almada, is innovative at Portuguese level because Almada will be the first local council to obtain that type of registration, but not at European level, because other European local councils already have an EMAS registration. However, this cannot be seen only as a technology transfer

---

<sup>3</sup> Several European LIFE projects concern the species Little Bustard, namely the following: LIFE02 NAT/P/008476 Project Tetrax - the conservation of Little Bustard in Alentejo (Portugal), LIFE04 NAT/FR/000091 Reinforcement of the migratory breeding populations of the Little Bustard (France), LIFE2003NAT/CP/P/000008 Evaluation of bustard conservation best practice in Western Europe (Portugal), LIFE96 NAT/E/003102 Preservation of the Little Bustard, Great Bustard and Lesser Kestrel in Extremadura (Spain), LIFE96 NAT/F/003207 Experimental programme on the conservation of Little Bustard and assoc. fauna (France), LIFE96 NAT/IT/003165 Urgent actions for the protection of the Sardinian steppic habitats (Italy), LIFE97 NAT/IT/004140 Dune di Piscinas-Monte Arcuentu (Italy), LIFE98 NAT/IT/005121 Urgent actions for the NATURA 2000 sites protection in the Gargano N. P. (Italy), LIFE99 NAT/E/006327 Conservation of the threatened fauna and vegetation in the Cabañeros National Park (Spain)

<sup>4</sup> Natura 2000 in Portugal. Directive Habitats: 99 natural habitats, 347 flora and fauna species; Directive Birds: approx. 200 species of birds

<sup>5</sup> Estimate made, in 2003, by the Instituto da Conservação da Natureza (Institute for the Conservation and Management of Biodiversity)

<sup>6</sup> Example: project PIGS - LIFE00 ENV/P/000829

<sup>7</sup> Example: "A Guide for the implementation of EMAS registration in local councils", project LIFE03 ENV/P/000504

between countries, because some specific aspects of the registration are local (for example, a more strict application of the EMAS rules to local councils in Portugal, when compared to existing EMAS registrations in other countries, as in Leicester City Council, UK, that participated in the project). In some cases, projects were also innovative at European level. For example, the project which developed an ecotoxicological approach for wastewater monitoring (ECORIVER – LIFE 02 ENV/P/000416) had a very innovative approach, as demonstrated by the interest shown by the international partners of the project.

## 6 The effectiveness of projects

Effectiveness can be assessed at two levels: the project level, which compares achievements with project objectives, and at programme level, which compares achievements with LIFE Programme objectives.<sup>8</sup>

The project-level effectiveness of Portuguese LIFE projects is assessed as medium to high. Most of the projects have delivered the anticipated objectives. A few failed to deliver due to: too ambitious objectives; a failure to enter into anticipated agreements with parties or stakeholders; a lack of scientific results; poor management (changes in personnel throughout the project's life);, poor management qualifications); unrealistic deadlines (e.g. ignoring that public tenders, certification processes<sup>9</sup> or the official publication of management plans normally last longer than can be accommodated by the projects' time frames. LIFE Nature projects involving public land or land that could be acquired have generally achieved a higher effectiveness than those involving private land, because, in some cases, it was difficult to reach agreements with landowners or for them to accept projects that, in their view, could limit how they chose to use their land.

Effectiveness at programme level is assessed as medium to high for **LIFE Nature** projects, which made a significant contribution to the implementation of the Natura 2000 network in Portugal, even if the projects seem to have been complementary, focused in very specific items and to some extent marginal in relation to the global implementation needs related to nature and biodiversity policies, according to the views of the National Focal Point.

Some **LIFE Environment** projects were innovative in the country setting, but are not innovative when seen from a European perspective. Therefore, although the projects have generally contributed towards innovative and integrated techniques and methods, their effects, in a broader sense and when viewed within the development of the Community environmental policy, are only assessed as medium.

## 7 The sustainability of projects

Most beneficiaries of **LIFE Nature** projects were NGOs and the Administration. The sustainability of Portuguese LIFE Nature projects is assessed as low to medium, according to the interviewees. Projects often relied on the conservation and management of privately owned land, on the basis of voluntary agreements with private landowners or private management bodies. NGOs have little possibility in following the results of their projects after completion unless new funding is made available. The central

---

<sup>8</sup> Specific objective for: LIFE Nature: to contribute to the implementation of Council Directive 79/409/EEC (Birds Directive) and Council Directive 92/43/EEC (Habitats Directive); LIFE Environment: to contribute to the development of innovative and integrated techniques and methods and to the further development of Community environmental policy.

<sup>9</sup> Example: in Project LIFE03 ENV/P/000504 it was not possible to obtain the EMAS registration within the timeframe of the Project



administration lacks a stable budget which affects their ability to follow up on projects during the maintenance phase. Therefore, the Nature projects more likely to generate long term effects are those of species and habitat restoration in areas within or close to protected areas, where means for maintenance and monitoring are already established. Long term effects may also be ensured through contracts with stakeholders (landowners) for long term maintenance, under programmes such as LEADER, and also through long term management plans. However, there are no known cases of long term contracts under the various programmes.

In general, **LIFE environment** projects had, as one of their aims, the generation of long term effects. However, they are dependent on the results achieved and on a cost-benefit analysis regarding the eventual industrial upscale. Some projects were clearly designed to generate long term effects, namely when they generate instruments and tools for regulatory purposes<sup>10</sup> or when they generate long term management programs (several projects). The project-level sustainability of Portuguese LIFE Environmental projects is assessed as medium to high.

## 8 The utility of projects

Portuguese LIFE projects have contributed to addressing many of the goals and aims set forth in the 6<sup>th</sup> EAP. Links to EU environmental policies were ensured through an observation of the application guidelines and by the process of evaluation of proposals. All the key areas in the 6<sup>th</sup> EAP – climate change; nature and biodiversity; environment; health and quality of life; natural resources and waste, which are translated into national priorities, have been addressed by the LIFE projects.

According to the Nature National Focal Point, LIFE Nature projects are not regarded as central to the nature and biodiversity policies at national level, although some focused and well managed LIFE projects were important in fulfilling specific conservation needs, namely regarding site-level management or the restoration/ conservation of species and habitats. The experience gained by managers and organisations involved in LIFE projects has helped in the management of sites and species within the country, and has led to follow up projects, either with LIFE funding or with other programmes.

LIFE is regarded as a very important financing instrument for good practice and demonstration projects. In the absence of the LIFE programme, other programmes would probably have to be adapted to fund such projects. According to stakeholders, in the absence of the Life programme (or any other equivalent programme), the current projects would probably not have been implemented, at least at the same level and with the same allocation of resources.

---

<sup>10</sup> Examples: Project PIGS – Pig Farm Integrated Management (LIFE00 ENV/P/000829) ; Project REAGIR – Recycling and Re-use of CDW as a part of Integrated Waste Management (LIFE03 ENV/P/000506); Project EMAS LAB Eco-management Audit Scheme for Local Authorities Environmental Benchmarking (LIFE03 ENV/P/000504)

## Appendix 1 Comprehensive overview of LIFE Projects in Portugal

In connection with the ex-post evaluation, data was extracted from the BUTLER database of the LIFE Unit. Table 1 and Table 2 below provide an overview of the information available on each project as well as the LIFE+ theme attached by the evaluation team to the project. The budget figures for LIFE co-financing do not necessarily correspond to the actual payments made.

Table 2 Overview of LIFE Environment Projects in Portugal

<b>Id.</b>	<b>Title</b>	<b>LIFE generation</b>	<b>Funding year</b>	<b>Start year</b>	<b>End year</b>	<b>Total budget (EUR)</b>	<b>LIFE co-financing budget (EUR)</b>	<b>Beneficiary type</b>	<b>International partners (yes/no)</b>	<b>LIFE+ theme</b>
LIFE96 ENV/P/000596	A Contract for Sustainable Development	LIFE II	1996	1997	2001	438,977	206,011		No	Soil
LIFE96 ENV/P/000600	Anaerobic pretreatment of domestic waste from small- to medium sized communities. Modification of an existing Imhoff tank.	LIFE II	1996	1997	2000	169,337	70,524		No	Water
LIFE96 ENV/P/000601	Integrated Management Programme for Ria de Aveiro - MARIA.	LIFE II	1996	1997	1999	440,692	208,996	University	No	Soil
LIFE96 ENV/P/000602	New Reactor System to abate the waste-water streams from Viniculture	LIFE II	1996	1997	1999	1,221,229	585,354	Research institutions	No	Water
LIFE96 ENV/P/000603	Removal of recol agents out of waste-water from paper, textile and cork plants.	LIFE II	1996	1997	2000	1,050,310	485,904		No	Water
LIFE96 ENV/P/000607	Transnational project for membranaire bioreactor for textile plants - TRANSBIOTEX	LIFE II	1996	1997	2000	1,131,871	565,936		No	Water

<b>Id.</b>	<b>Title</b>	<b>LIFE generation</b>	<b>Funding year</b>	<b>Start year</b>	<b>End year</b>	<b>Total budget (EUR)</b>	<b>LIFE co-financing budget (EUR)</b>	<b>Beneficiary type</b>	<b>International partners (yes/no)</b>	<b>LIFE+ theme</b>
LIFE96 ENV/P/000608	Recovery and valorization of cultural and archaeological history of the Elvas community and its environmental integration in tourism aspects.	LIFE II	1996	1997	1999	359,396	136,057	Local authority	No	Strategic Approaches
LIFE97 ENV/P/000149	Evaluation of the working on of the Water Treatment Plant of Monte Novo.	LIFE II	1997	1997	1999	135,664	56,607	Local authority	No	Water
LIFE97 ENV/P/000152	LandSTATE - sustainability of Tourism and Agriculture through Total consumer involvement.	LIFE II	1997	1998	2001	597,246	296,371	University	No	Strategic Approaches
LIFE97 ENV/P/000153	Supported development management of olive-oil production in North Alentejo.	LIFE II	1997	1997	1999	692,187	189,685	Local authority	No	Natural resources and waste
LIFE97 ENV/P/000154	Industrial Wastes of Marble and Sustainable Development.	LIFE II	1997	1997	1999	427,477	171,959	Local authority	No	Natural resources and waste
LIFE97 ENV/P/000155	Eletromagnetic resonance, a prototype to be developed for industrial demonstration in the cellulose industry sector.	LIFE II	1997	1998	2002	1,569,519	458,752	SME	No	Water
LIFE98 ENV/P/000556	Air Pollution and the Management and Conservation of Forest Ecosystems - Setúbal Peninsula	LIFE II	1998	1999	2002	1,096,460	530,527	SME	No	Air
LIFE98 ENV/P/000557	VIRIATUS (Vehicle Impact Reduction Initiative Adapting Transport Management in Urban Systems)	LIFE II	1998	1998	2001	655,692	327,846	Local authority	No	Urban environment
LIFE98 ENV/P/000562	Integrated Environmental Management System of a Chemical Industry	LIFE II	1998	1998	2000	422,368	106,757	SME	No	Strategic Approaches

<b>Id.</b>	<b>Title</b>	<b>LIFE generation</b>	<b>Funding year</b>	<b>Start year</b>	<b>End year</b>	<b>Total budget (EUR)</b>	<b>LIFE co-financing budget (EUR)</b>	<b>Beneficiary type</b>	<b>International partners (yes/no)</b>	<b>LIFE+ theme</b>
LIFE99 ENV/P/000657	MONTADO - Conservation and valorisation of Montado Forestry systems for combatting desertification	LIFE II	1999	2000	2003	637,929	318,965	SME	No	Soil
LIFE99 ENV/P/000658	Treatment and management of green residua by a process of composting	LIFE II	1999	1999	2003	637,151	241,282	Local authority	No	Natural resources and waste
LIFE99 ENV/P/000663	BarbiBici - Sensitize inhabitants to the use of bicycle in Vila Nova da Barquinha	LIFE II	1999	1999	2002	59,497	19,928	Local authority	No	Urban environment
LIFE99 ENV/P/000667	Ecoturism development project for Castanheira de Pêra	LIFE II	1999	1999	2000	748,197	96,393		No	Strategic Approaches
LIFE99 ENV/P/000673	Integrated Managmeent Structure of Ria de Aveiro : ESGIRA - MARIA	LIFE II	1999	1999	2002	553,167	259,774	University	No	Soil
LIFE00 ENV/P/000829	PIGS- Pig-Farm Integrated Management Project	LIFE II	2000	2001	2003	461,962	191,864	Local authority	No	Strategic Approaches
LIFE00 ENV/P/000830	Implementation of a multidisciplinary tool for the evaluation and management of air quality, and the social impacts in the region of Sines.	LIFE II	2000	2001	2005	622,234	516,261	Regional authority	No	Air
LIFE02 ENV/P/000416	Ecotoxicological evaluation of municipal and industrial waste waters	LIFE III	2002	2002	2006	1,151,131	517,957	National authority	No	Water
LIFE02 ENV/P/000421	Promotion of Community Composting in Seixal	LIFE III	2002	2002	2005	602,210	192,306	Local authority	No	Natural resources and waste
LIFE03 ENV/P/000501	Environmental Management and Audit Scheme implementation at a complex school	LIFE III	2003	2003	2007	1,462,380	691,565	University	No	Strategic Approaches

<b>Id.</b>	<b>Title</b>	<b>LIFE generation</b>	<b>Funding year</b>	<b>Start year</b>	<b>End year</b>	<b>Total budget (EUR)</b>	<b>LIFE co-financing budget (EUR)</b>	<b>Beneficiary type</b>	<b>International partners (yes/no)</b>	<b>LIFE+ theme</b>
LIFE03 ENV/P/000504	Eco-Management Audit Scheme for Local Authorities Environmental Benchmarking	LIFE III	2003	2003	2007	957,884	450,692	Local authority	No	Strategic Approaches
LIFE03 ENV/P/000505	Environmental and Sustainable Management Systems in Extensive Agriculture	LIFE III	2003	2003	2008	1,419,571	709,785	Research institutions	No	Strategic Approaches
LIFE03 ENV/P/000506	REAGIR - Recycling and re-use of CDW as a part of Integrated Waste Management	LIFE III	2003	2003	2007	1,256,833	492,683	Regional authority	No	Natural resources and waste
LIFE03 ENV/P/000521	Vapour Phase Bioreactors for Agro-non-Food Industries	LIFE III	2003	2003	2006	464,704	202,420	University	No	Air
LIFE03 ENV/P/000523	Clean and recycle residual water from Municipal Waste Water Treatment Plants on the Lower Mondego Basin	LIFE III	2003	2003	2007	1,034,950	462,875	Research institutions	No	Water
LIFE04 ENV/P/000687	Waste Water Treatment Improvement and Efficiency in Small Communities	LIFE III	2004	2004	2008	1,442,968	721,484	SME	No	Water
LIFE04 ENV/P/000716	Starting with the promotion of IPP approach in Mediterranean countries	LIFE III	2004	2004	2008	893,612	443,531	Research institutions	No	Strategic Approaches
LIFE05 ENV/P/000366	ECOVIA - Ecological Road	LIFE III Extension	2005	2005	2009	1,240,454	617,727	Development agency	No	Natural resources and waste
LIFE05 ENV/P/000369	Integrated Waste Management System for the Reuse of Used Frying Oils to Produce Biodiesel for Municipality Fleet of Oeiras	LIFE III Extension	2005	2005	2009	1,202,411	588,150	NGO-Foundation	No	Natural resources and waste

Table 3 Overview of LIFE Nature Projects in Portugal

<b>Id.</b>	<b>Title</b>	<b>LIFE generation</b>	<b>Funding year</b>	<b>Start year</b>	<b>End year</b>	<b>Total budget (EUR)</b>	<b>LIFE co-financing (EUR)</b>	<b>Beneficiary type</b>	<b>International partners (yes/no)</b>	<b>Directive (Birds, Habitats) or biodiversity</b>
LIFE96 NAT/P/003019	Conservation support project for North Atlantic <i>Caretta caretta</i> sea turtles	LIFE II	1996	1997	2000	299,113	224,333	NGO-Foundation	No	Habitats
LIFE96 NAT/P/003022	Study and Conservation of the Açores Natural Patrimony	LIFE II	1996	1997	2001	1,949,206	1,461,905	Regional authority	No	Birds
LIFE97 NAT/P/004075	A conservation strategy for <i>Anaocypris Hispanica</i>	LIFE II	1997	1997	2001	556,344	278,172	University	No	Habitats
LIFE97 NAT/P/004082	Measures for the Management and Conservation of the Laurissilva Forest of Madeira (code 45.62*)	LIFE II	1997	1998	2000	323,034	193,820	Regional authority	No	Habitats
LIFE98 NAT/P/005229	<i>Asphodelus bento-rainhae</i> - Measures to manage and preserve it	LIFE II	1998	1998	2003	740,814	555,610	NGO-Foundation	No	Habitats
LIFE98 NAT/P/005234	Conservation of four rare species in pSCI (Valongo)	LIFE II	1998	1998	2004	282,729	205,127	Local authority	No	Habitats
LIFE98 NAT/P/005235	NATURA 2000 network of the Setúbal Peninsula/Sado	LIFE II	1998	1998	2003	3,982,977	2,788,084		No	Habitats
LIFE98 NAT/P/005236	Recovery of Madeira's priority habitats and species	LIFE II	1998	1999	2001	936,532	515,092	Park-Reserve authority	No	Habitats
LIFE98 NAT/P/005239	Terrestrial Molluscs of Porto Santo and the Adjacent Islets	LIFE II	1998	1998	2002	158,598	79,299	Research institutions	No	Habitats

<b>Id.</b>	<b>Title</b>	<b>LIFE generation</b>	<b>Funding year</b>	<b>Start year</b>	<b>End year</b>	<b>Total budget (EUR)</b>	<b>LIFE co-financing (EUR)</b>	<b>Beneficiary type</b>	<b>International partners (yes/no)</b>	<b>Directive (Birds, Habitats) or biodiversity</b>
LIFE98 NAT/P/005267	Porphyrio project - Reintroduction of the Purple Gallinule in the Lower Mondego River Valley	LIFE II	1998	1998	2001	331,253	198,752	Research institutions	No	Birds
LIFE98 NAT/P/005275	Integrated management of coastal and marine zones in the Azores	LIFE II	1998	1998	2003	1,365,586	819,351	University	No	Habitats
LIFE99 NAT/P/006423	Recovery of habitats and preys of the Lynx pardinus in Serra da Malcata	LIFE II	1999	1999	2004	538,913	404,185	National authority	No	Habitats
LIFE99 NAT/P/006431	Conservation of priority and rare plant species of Madeira	LIFE II	1999	1999	2005	1,073,950	805,463		No	Habitats
LIFE99 NAT/P/006432	Project for the conservation of cetaceans in Madeira Archipelago	LIFE II	1999	2000	2005	517,981	258,991	Local authority	No	Habitats
LIFE99 NAT/P/006436	Restoration of the laurel forest in Funduras	LIFE II	1999	2000	2004	690,237	517,677		No	Habitats
LIFE99 NAT/P/006439	Gerês valley natural habitats restoration	LIFE II	1999	2000	2004	727,266	363,633		No	Habitats
LIFE99 NAT/P/006441	Montados of the Cabeção Site : management of habitats and species	LIFE II	1999	1999	2004	1,019,922	764,941	NGO-Foundation	No	Habitats
LIFE00 NAT/P/007085	Palustris, Management of the Special Area of Conservation of the Marsh of Arzila	LIFE II	2000	2001	2007	1,090,385	545,193		No	Habitats
LIFE00 NAT/P/007088	Preservation of the birds population in the salines of the Sado River Estuary	LIFE II	2000	2002	2006	936,950	468,475	Development agency	No	Birds

<b>Id.</b>	<b>Title</b>	<b>LIFE generation</b>	<b>Funding year</b>	<b>Start year</b>	<b>End year</b>	<b>Total budget (EUR)</b>	<b>LIFE co-financing (EUR)</b>	<b>Beneficiary type</b>	<b>International partners (yes/no)</b>	<b>Directive (Birds, Habitats) or biodiversity</b>
LIFE00 NAT/P/007097	Conservation of Zino's Petrel through restoration of its habitat	LIFE II	2000	2001	2006	1,696,748	1,187,724	Park-Reserve authority	No	Birds
LIFE00 NAT/P/007100	Tagus Estuary's SPA - Recovery of Birds Sanctuaries	LIFE II	2000	2001	2005	459,489	229,745		No	Birds
LIFE02 NAT/P/008476	Project Tetrax - the conservation of Little Bustard in Alentejo	LIFE III	2002	2002	2007	967,442	720,873	NGO-Foundation	No	Birds
LIFE02 NAT/P/008478	Serra da Estrela: management and conservation of priority habitats	LIFE III	2002	2002	2007	1,244,509	933,382		No	Habitats
LIFE02 NAT/P/008480	National plan for conservation of endangered plants (1st phase)	LIFE III	2002	2002	2007	884,655	442,328	National authority	No	Habitats
LIFE02 NAT/P/008481	Re-establishment of the Lesser Kestrel ( <i>Falco naumanni</i> ) in Portugal	LIFE III	2002	2002	2007	832,379	624,284	NGO-Foundation	No	Birds
LIFE2002NAT/ST/P/000012	Action plan for the conservation of Bonelli's eagle	LIFE III	2002	2002	2004	29,100	29,100		No	Birds
LIFE03 NAT/P/000013	Azores bullfinch habitat recovery in Pico da Vara/Ribeira do Guilherme SPA	LIFE III	2003	2003	2009	2,843,728	1,706,237	NGO-Foundation	No	Birds
LIFE03 NAT/P/000014	Optimizing habitats for birds at the Samouco salt-pans, Tagus estuary SPA	LIFE III	2003	2004	2007	759,562	379,781	Development agency	No	Birds
LIFE03 NAT/P/000018	GAPS - Site of Monfurado Active and Participated Management	LIFE III	2003	2003	2008	3,576,676	1,788,338	Local authority	No	Habitats



<b>Id.</b>	<b>Title</b>	<b>LIFE generation</b>	<b>Funding year</b>	<b>Start year</b>	<b>End year</b>	<b>Total budget (EUR)</b>	<b>LIFE co-financing (EUR)</b>	<b>Beneficiary type</b>	<b>International partners (yes/no)</b>	<b>Directive (Birds, Habitats) or biodiversity</b>
LIFE04 NAT/P/000212	Species and habitats conservation in Portuguese Western Coast	LIFE III	2004	2004	2008	399,162	199,581	National authority	No	Habitats
LIFE04 NAT/P/000213	Important bird areas for seabirds in Portugal	LIFE III	2004	2004	2009	1,515,182	1,136,386	NGO-Foundation	No	Birds
LIFE04 NAT/P/000214	Management and conservation of the sites of S. Mamede and Nisa/Laje de Prata	LIFE III	2004	2004	2009	971,590	485,795	Local authority	No	Habitats
LIFE06 NAT/P/000184	Urgent measures for the recovery of Bugio's petrel, <i>Pterodroma feae</i> , and its habitat	LIFE III Extension	2006	2006	2010	966,468	723,691	Park-Reserve authority	No	Birds
LIFE06 NAT/P/000191	Recovery of Iberian Lynx habitat in Moura/Barrancos Site	LIFE III Extension	2006	2006	2010	493,443	370,082	NGO-Foundation	No	Habitats
LIFE06 NAT/P/000192	Restoration and Management of Biodiversity in the Marine Park Site Arrábida-Espichel	LIFE III Extension	2006	2007	2011	2,364,438	1,182,219	Research institutions	No	Habitats
LIFE06 NAT/P/000194	Conservation of Tree Nesting Bonelli's Eagle in Portugal	LIFE III Extension	2006	2006	2011	2,068,831	1,551,623	NGO-Foundation	No	Birds

## Appendix 2 Summary tables on LIFE Environment projects in Portugal

Table 4 Overview of LIFE ENV projects in Portugal by year, 1996-2006

Generation	Year	Number of projects	Total budget (EUR million)	Total LIFE co-financing budget (EUR million)	Average duration (years)	Average LIFE funding per project (EUR million)
LIFE II	1996	7	4.8	2.3	2.7	0.3
	1997	5	3.4	1.2	2.6	0.2
	1998	3	2.2	1.0	2.7	0.3
	1999	5	2.6	0.9	2.8	0.2
	<b>Total</b>	<b>20</b>	<b>13.0</b>	<b>5.3</b>	<b>2.7</b>	<b>0.3</b>
LIFE III	2000	2	1.1	0.7	3.0	0.4
	2002	2	1.8	0.7	3.5	0.4
	2003	6	6.6	3.0	4.0	0.5
	2004	2	2.3	1.2	4.0	0.6
	<b>Total</b>	<b>12</b>	<b>12</b>	<b>6</b>	<b>3.8</b>	<b>0.5</b>
LIFE III extension	2005	2	2.4	1.2	4.0	0.6
	2006	0	0.0	0.0	0.0	0.0
	<b>Total</b>	<b>2</b>	<b>2.4</b>	<b>1.2</b>	<b>4.0</b>	<b>0.6</b>
<b>Grand total</b>		34	27.3	12.1	3.1	0.4
Comparative figures for all ENV projects		1,076	1,947.7	615.9	3.3	0.6

*Table 5 Overview of LIFE ENV projects in Portugal 1996-2006 by theme*

<b>LIFE+ theme</b>	<b>No. of projects</b>	<b>In % of total</b>	<b>Total budget (EUR million)</b>	<b>In % of total</b>	<b>LIFE contribution (EUR million)</b>	<b>In % of total</b>
Climate change	0	0%	0.0	0%	0.0	0%
Air	3	9%	2.2	8%	1.2	10%
Water	9	26%	8.9	33%	3.9	32%
Soil	4	12%	2.1	8%	1.0	8%
Forests	0	0%	0.0	0%	0.0	0%
Natural resources and waste	7	21%	6.1	22%	2.5	21%
Chemicals	0	0%	0.0	0%	0.0	0%
Urban environment	2	6%	0.7	3%	0.3	3%
Strategic approaches	9	26%	7.3	27%	3.1	26%
<b>Total</b>	<b>34</b>	<b>100%</b>	<b>27.3</b>	<b>100%</b>	<b>12.1</b>	<b>100%</b>

Table 6 Portugal LIFE ENV projects 1996-2006 according to beneficiary type

Beneficiary type	No. of projects	In % of total	Total budget (EUR million)	In % of total	LIFE contribution (EUR million)	In % of total
<b>Public entities</b>						
National authority	1	3%	1.2	4%	0.5	4%
Regional authority	2	6%	1.9	7%	1.0	8%
Local authority	10	29%	5.0	18%	2.0	16%
Development agency	1	3%	1.2	5%	0.6	5%
Intergovernmental body	0	0%	0.0	0%	0.0	0%
Park-reserve authority	0	0%	0.0	0%	0.0	0%
<b>Sub-total</b>	<b>14</b>	<b>41%</b>	<b>9.3</b>	<b>34%</b>	<b>4.1</b>	<b>34%</b>
<b>Public and private enterprises</b>						
International enterprise	0	0%	0.0	0%	0.0	0%
Large enterprise	0	0%	0.0	0%	0.0	0%
SME Small and medium sized enterprise	0	0%	0.0	0%	0.0	0%
Mixed enterprise	0	0%	0.0	0%	0.0	0%
Public enterprise	5	15%	5.2	19%	2.1	18%
<b>Sub-total</b>	<b>5</b>	<b>15%</b>	<b>5.2</b>	<b>19%</b>	<b>2.1</b>	<b>18%</b>
<b>NGOs and research</b>						
NGO-Foundation	1	3%	1.2	4%	0.6	5%
Research institutions	4	12%	4.6	17%	2.2	18%
University	5	15%	3.5	13%	1.7	14%
Training centre	0	0%	0.0	0%	0.0	0%
<b>Sub-total</b>	<b>10</b>	<b>29%</b>	<b>9.3</b>	<b>34%</b>	<b>4.4</b>	<b>37%</b>
None indicated	5	15%	3.5	13%	1.4	12%
<b>Total</b>	<b>34</b>	<b>100%</b>	<b>27.3</b>	<b>100%</b>	<b>12.1</b>	<b>100%</b>

## Appendix 3 Summary tables on LIFE Nature projects in Portugal

Table 7 Overview of LIFE NAT projects in Portugal, 1996-2006

Generation	Year	Number of projects	Total budget (EUR million)	Total LIFE co-financing budget (EUR million)	Average duration (years)	Average LIFE funding per project (EUR million)
LIFE II	1996	2	2.2	1.7	3.5	0.8
	1997	2	0.9	0.5	3.0	0.2
	1998	7	7.8	5.2	4.3	0.7
	1999	6	4.6	3.1	4.8	0.5
	<b>Total</b>	<b>17</b>	<b>15.5</b>	<b>10.4</b>	<b>4.2</b>	<b>0.6</b>
LIFE III	2000	4	4.2	2.4	4.8	0.6
	2002	5	4.0	2.7	4.4	0.5
	2003	3	7.2	3.9	4.7	1.3
	2004	3	2.9	1.8	4.7	0.6
	<b>Total</b>	<b>15</b>	<b>18</b>	<b>11</b>	<b>4.6</b>	<b>0.7</b>
LIFE III extension	2005	0	0.0	0.0	0.0	0.0
	2006	4	5.9	3.8	4.3	1.0
	<b>Total</b>	<b>4</b>	<b>5.9</b>	<b>3.8</b>	<b>4.3</b>	<b>1.0</b>
<b>Grand total</b>		36	39.6	25.1	4.4	0.7
Comparative figures for all NAT projects		771	1,224.1	637.2	4.2	0.8

Table 8 Categories of LIFE NAT projects in Portugal, 1996-2006

LIFE NAT themes	No. of projects	In % of total	Total budget (EUR million)	In % of total	LIFE contribution (EUR million)	In % of total
Habitats Directive	23	64%	24.2	61%	14.7	59%
Birds Directive	13	36%	15.4	39%	10.4	41%
Biodiversity projects	0	0%	0.0	0%	0.0	0%
<b>Total</b>	<b>36</b>	<b>100%</b>	<b>39.6</b>	<b>100%</b>	<b>25.1</b>	<b>100%</b>

Table 9 Portugal LIFE NAT projects 1996-2006 according to beneficiary type

Beneficiary type	No. of projects	In % of total	Total budget (EUR million)	In % of total	LIFE contribution (EUR million)	In % of total
<b>Public entities</b>						
National authority	3	8%	1.8	5%	1.0	4%
Regional authority	2	6%	2.3	6%	1.7	7%
Local authority	4	11%	5.3	14%	2.7	11%
Development agency	2	6%	1.7	4%	0.8	3%
Intergovernmental body	0	0%	0.0	0%	0.0	0%
Park-reserve authority	3	8%	3.6	9%	2.4	10%
<b>Sub-total</b>	<b>14</b>	<b>39%</b>	<b>14.7</b>	<b>37%</b>	<b>8.7</b>	<b>35%</b>
<b>Public and private enterprises</b>						
International enterprise	0	0%	0.0	0%	0.0	0%
Large enterprise	0	0%	0.0	0%	0.0	0%
SME Small and medium sized enterprise	0	0%	0.0	0%	0.0	0%
Mixed enterprise	0	0%	0.0	0%	0.0	0%
Public enterprise	0	0%	0.0	0%	0.0	0%
<b>Sub-total</b>	<b>0</b>	<b>0%</b>	<b>0.0</b>	<b>0%</b>	<b>0.0</b>	<b>0%</b>
<b>NGOs and research</b>						
NGO-Foundation	9	25%	10.8	27%	7.7	30%
Research institutions	3	8%	2.9	7%	1.5	6%
University	2	6%	1.9	5%	1.1	4%
Training centre	0	0%	0.0	0%	0.0	0%
<b>Sub-total</b>	<b>14</b>	<b>39%</b>	<b>15.6</b>	<b>39%</b>	<b>10.2</b>	<b>41%</b>
None indicated	8	22%	9.3	23%	6.2	25%
<b>Total</b>	<b>36</b>	<b>100%</b>	<b>39.6</b>	<b>100%</b>	<b>25.1</b>	<b>100%</b>